



CROCHET | SKILL LEVEL: **EASY**

ABBREVIATIONS

Approx = Approximately

Beg = Beginning

Ch = Chain(s)

Dc2(3-4-7)tog = (Yoh and draw up a loop in next stitch or space. Yoh and draw through 2 loops

on hook) 2 (3-4-7) times. Yoh and draw through all loops on hook.

Pat = Pattern

Rep = Repeat

RS = Right side

Sc = Single crochet

Sl st = Slip stitch

Sp(s) = Space(s)

St(s) = Stitch(es)

Tog = Together

Tr = Treble crochet

WS = Wrong side

Yoh = Yarn over hook

MEASUREMENTS

Approx 24" [61 cm] wide x 68" [172.5 cm] long, excluding fringe.

GAUGE

11 sc and 12 rows = 4" [10 cm].

INSTRUCTIONS

Notes

- Wrap is worked horizontally (widthwise).
- Foundation ch is based on multiple of 12 ch + 3.
- To adjust finished length of Wrap increase or decrease foundation ch with multiples of 12 ch (approx 2" [5 cm]).

Ch 159 loosely.

See diagram on page 2.

1st row: (RS). Dc3tog over 4th ch from hook and each of next 2 ch. Ch 1. (1 tr in next ch. Ch 1) twice. (1 tr. Ch 1. 1 tr) in next ch. (Ch 1. 1 tr in next ch) twice. Ch 1. *Dc7tog over next 7 ch. Ch 1. (1 tr in next ch. Ch 1) twice. (1 tr. Ch 1. 1 tr) in next ch. (Ch 1. 1 tr in next ch) twice. Ch 1. Rep from * to last 4 ch. Dc4tog over last 4 ch. Turn. 13 pat repeats.

2nd row: Ch 3. 1 dc in next ch-1 sp. (1 dc in next tr. 1 dc in next ch-1 sp) 5 times. 1 dc in next tr. *Dc2tog over next 2 ch-1 sps (skipping

MATERIALS

Caron® One Pound™ (16 oz/453.6 g; 812 yds/742 m)

Azure (10523)

1 ball

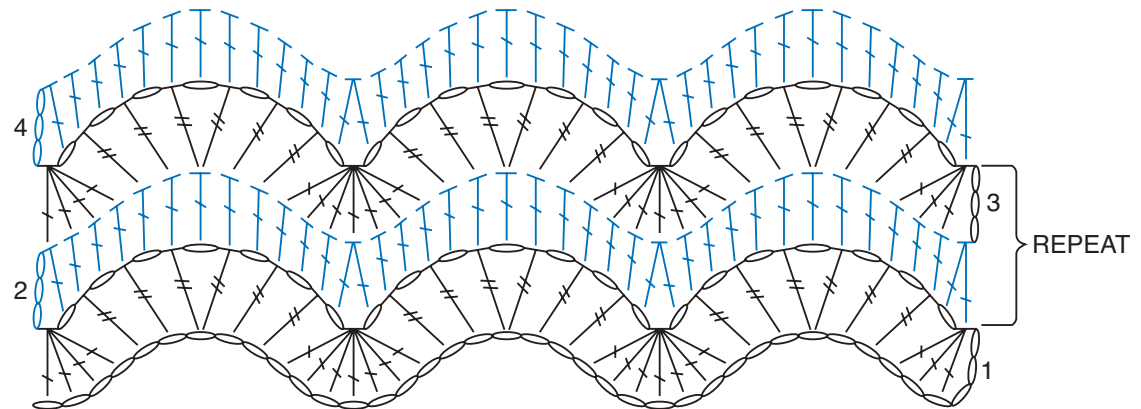

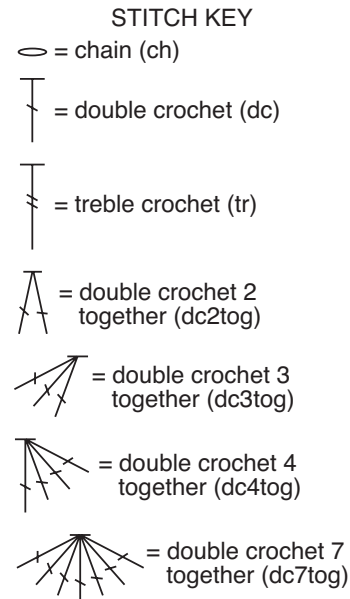
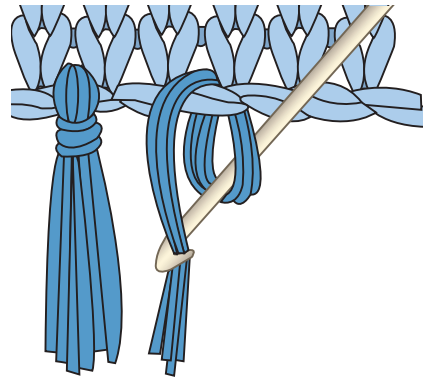
Size U.S. I/9 (5.5 mm) crochet hook **or size needed to obtain gauge.**

dc7tog in between). (1 dc in next tr. 1 dc in next ch-1 sp) 5 times. 1 dc in next tr. Rep from * to last ch-1 sp. Dc2tog over last ch-1 sp and last dc3tog. Turn.

3rd row: Ch 3. Skip first dc2tog. Dc3tog over next 3 dc. Ch 1. (1 tr in next dc. Ch 1) twice. (1 tr. Ch 1. 1 tr) in next dc. (Ch 1. 1 tr in next dc) twice. Ch 1. *Dc7tog over next 7 dc. Ch 1. (1 tr in next dc. Ch 1) twice. (1 tr. Ch 1. 1 tr) in next dc. (Ch 1. 1 tr in next dc) twice. Ch 1. Rep from * to last 4 dc. Dc4tog over last 4 dc. Turn.

Rep last 2 rows for pat until work from beg measures 24" [61 cm]. Fasten off.

Fringe: Cut lengths of yarn 14" [35 cm] long. Taking 2 strands tog, fold in half and knot into fringe evenly across sides (short ends) of Wrap. To make knotted fringe: Divide each fringe in half and tie strands into overhand knot to adjoining fringe approx 1" [2.5 cm] from edge of Wrap. Trim fringe evenly.



REDUCED SAMPLE OF PATTERN